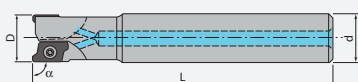


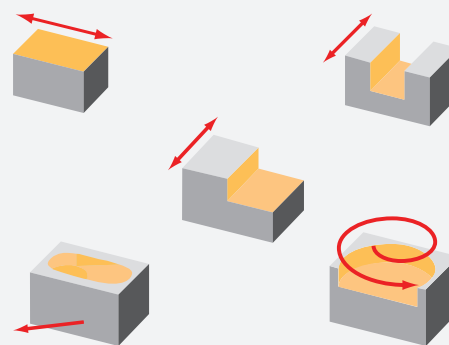
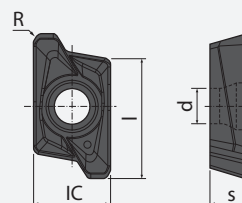
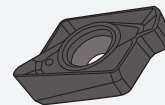
NORMAL

**DK01 - DK03**

ACERO - STEEL



XDKT



$\alpha$	D	d	L	z	Ap max.	MEDIDA SIZE	<b>DK01.</b>			Nm
17	90°	16	150	2	9	1003	<b>A0.01700.0210</b>	TF25-2	TP08	3
22	90°	20	150	3	9	1003	<b>A0.02200.0310</b>	TF25-2	TP08	3
27	90°	25	150	4	9	1003	<b>A0.02700.0410</b>	TF25-2	TP08	3

$\alpha$	D	d	L	z	Ap max.	MEDIDA SIZE	<b>DK03.</b>			Nm
17	90°	16	250	2	9	1003	<b>A0.01700.0210</b>	TF25-2	TP08	3
22	90°	20	250	3	9	1003	<b>A0.02200.0310</b>	TF25-2	TP08	3
27	90°	25	250	4	9	1003	<b>A0.02700.0410</b>	TF25-2	TP08	3